

If you have any questions, please contact me at jamie@teachmommyteach.com

Thank you for downloading!

You May:

- use these resources in your own home or classroom for non-commercial use.
- print as many copies as you would like.
- share the website link, <https://teachmommyteach.com/>, where this printable can be found, so that others can download the file.

You May NOT:

- sell, give away, or share a printed copy. Each person should download separately and print.
- print out a copy for multiple teachers, as in an entire school, co-op, or other group. Each teacher should download separately and print.
- link directly to the pdf. Instead, link to the page on <https://teachmommyteach.com/> or <https://teacherspayteacher.com/> where you found the download.
- claim this or any part of this printable as your own.
- alter this printable and claim it as your own.
- host any of the files on your personal or other websites that can be shared with others.
- Upload this resource to any file sharing sites

Credits!! Thank you Speaking of Images and Open Clipart!



<https://www.teacherspayteachers.com/Store/Speaking-Of-Images>



<https://openclipart.org/>

First Stories Book 8: Hop and Tap




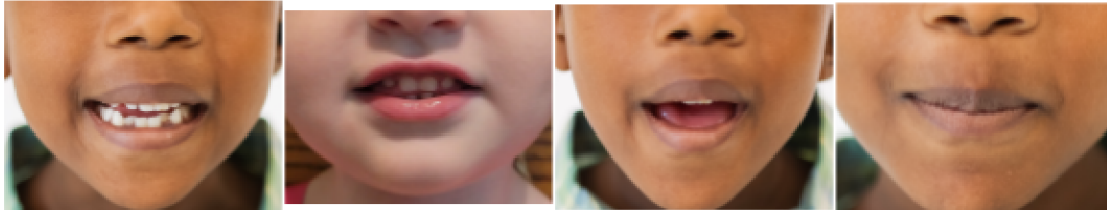
Pre-Reading Worksheets




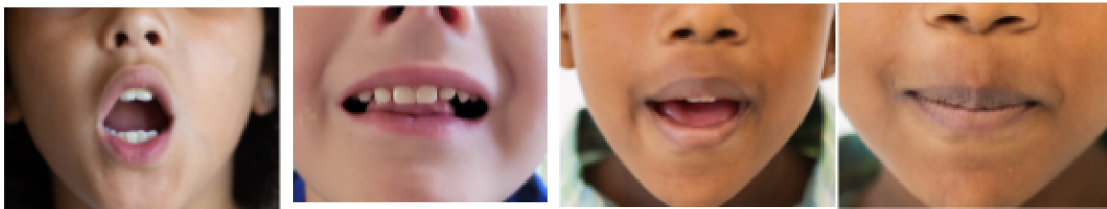
Your child will practice *CVC* words and a *CCVC* word, *snap*, *flip*,
stop, *spin*, and *clap*.

Name: _____

Read the two words below. Cut out the graphemes (letters) below. Then match the graphemes (letters) to the pictures of the mouths saying the words, and glue. Write the words on the handwriting lines.

s	n	a	p	c	l	a	p
---	---	---	---	---	---	---	---

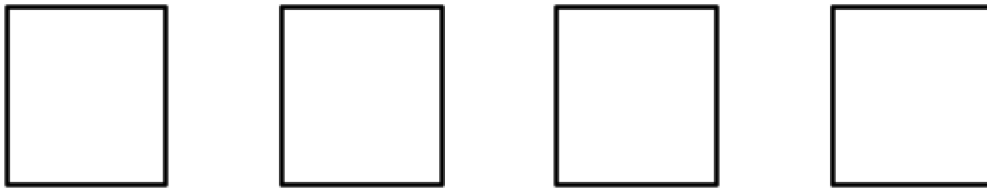
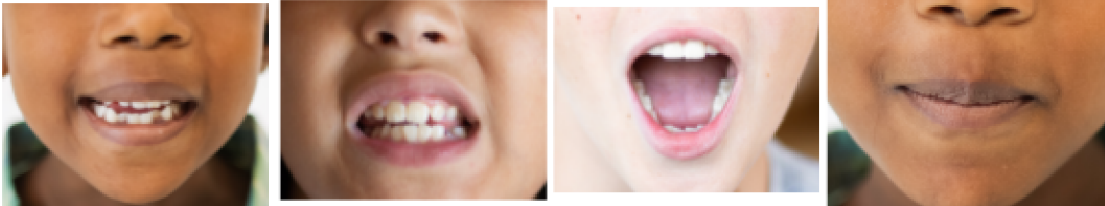


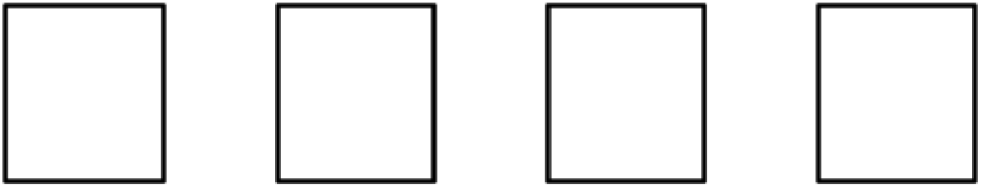
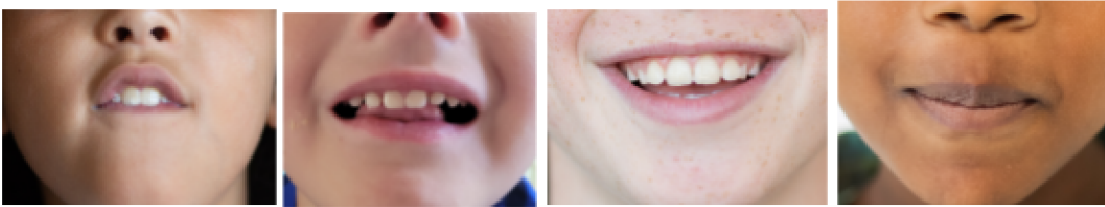


Name: _____

Read the two words below. Cut out the graphemes (letters) below. Then match the graphemes (letters) to the pictures of the mouths saying the words, and glue. Write the words on the handwriting lines.

f	l	i	p	s	t	o	p
---	---	---	---	---	---	---	---





Name: _____

Read each word. Trace each word. Write each word. Then do what each word says.

snap

spin

clap

Circle the OP in each word. Read each word. Trace each word. Write each word.

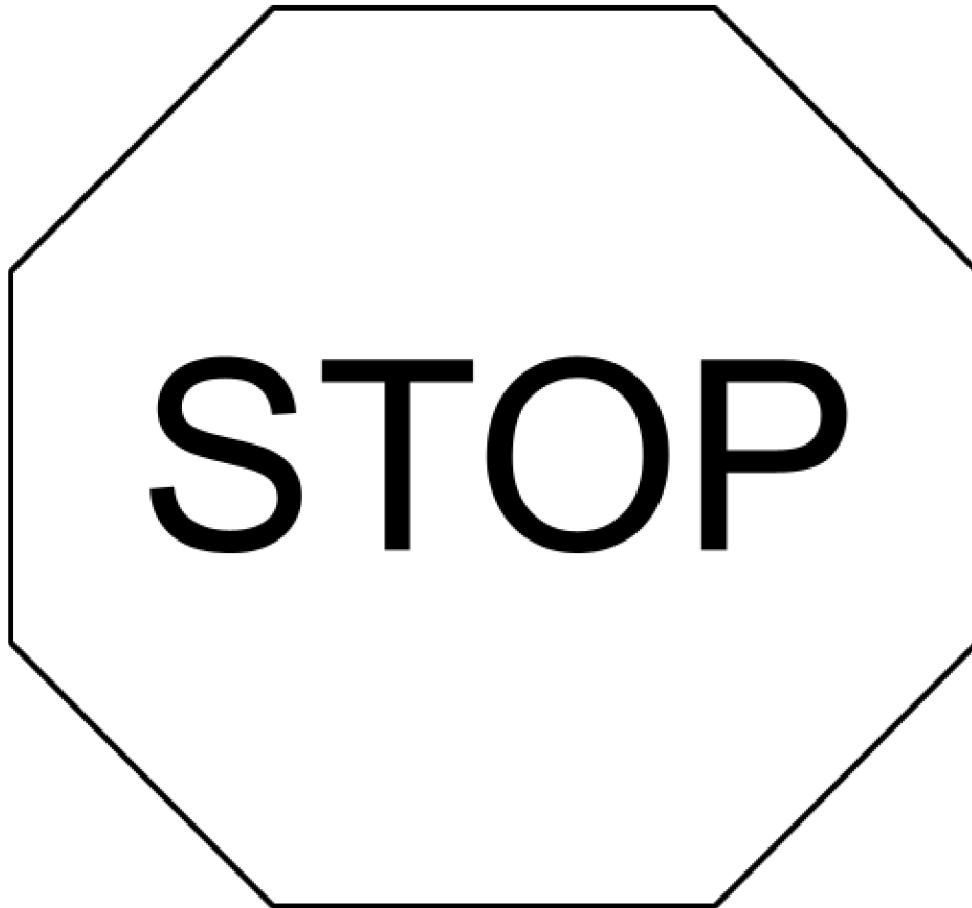
loop

hop

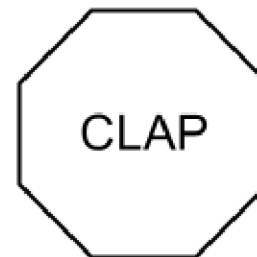
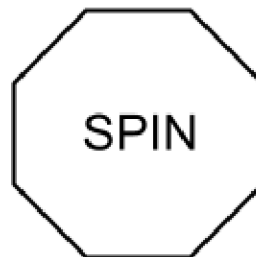
stop

Name: _____

Read the word on the sign below. What color should this sign be? Color it red.



Read the words on the following signs. Have you ever seen signs like these before?



First Stories Book 8: Hop and Tap

Extra Practice Post-Reading Worksheets

Name: _____

Finish writing each word. As you go down the list, each word will only change 1 letter. The first box has been completed for you as an example.

hap

hop

hot

slap

s____ap

snip

spun

sp____n

spit

clip

cl____p

clan

Name: _____

Read the short story. Color the picture.

The tot is in the band. Rap! Tap! Rap! Tap!
The cat is in the band. Hop! Stop! Hop! Stop!
The pup is in the band. Spin! Spin! Spin!
The man is in the band. Clap! Snap! Clap! Snap!
The bug is in the band. Bop! Stop! Bop! Stop!
The dog is in the band. Flip! Flip! Flip!



Thank you openclipart.org for all of the amazing clipart!

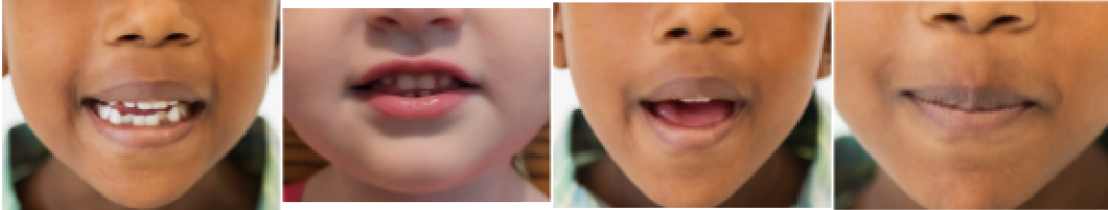
First Stories Book 8: Hop and Tap **Answers** Pre-Reading Worksheets

Your child will practice *CVC* words and a *CCVC* word, *snap*, *flip*,
stop, *spin*, and *clap*.

Name: **Answers**

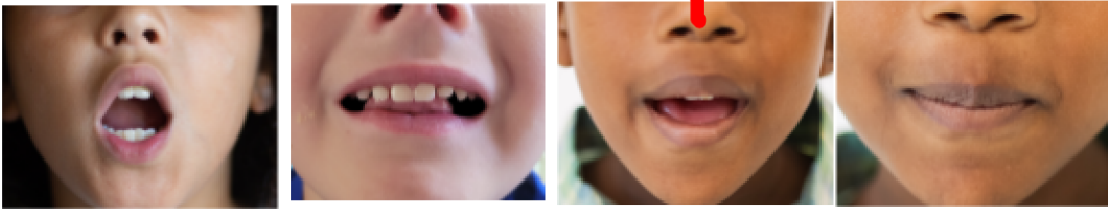
Read the two words below. Cut out the graphemes (letters) below. Then match the graphemes (letters) to the pictures of the mouths saying the words, and glue. Write the words on the handwriting lines.

s n a p c l a p



s n a p

snap



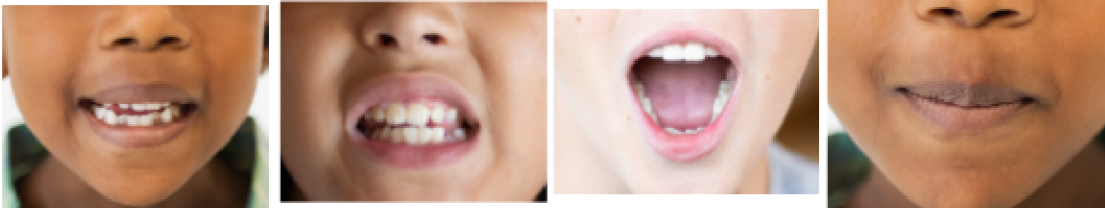
c l a p

clap

Name: _____ **Answers**

Read the two words below. Cut out the graphemes (letters) below. Then match the graphemes (letters) to the pictures of the mouths saying the words, and glue. Write the words on the handwriting lines.

f l i p s t o p



s t o p

stop



f l i p

flip

Name: Answers

Read each word. Trace each word. Write each word. Then do what each word says.

A handwriting practice box containing three rows of words. Each row has a dashed word for tracing and a solid word for writing. The words are 'snap', 'spin', and 'clap'.

snap snap

spin spin

clap clap

Circle the OP in each word. Read each word. Trace each word. Write each word.

A handwriting practice box containing three rows of words. In each row, the 'OP' (o and p) is circled in red. Each row has a dashed word for tracing and a solid word for writing. The words are 'bop', 'hop', and 'stop'.

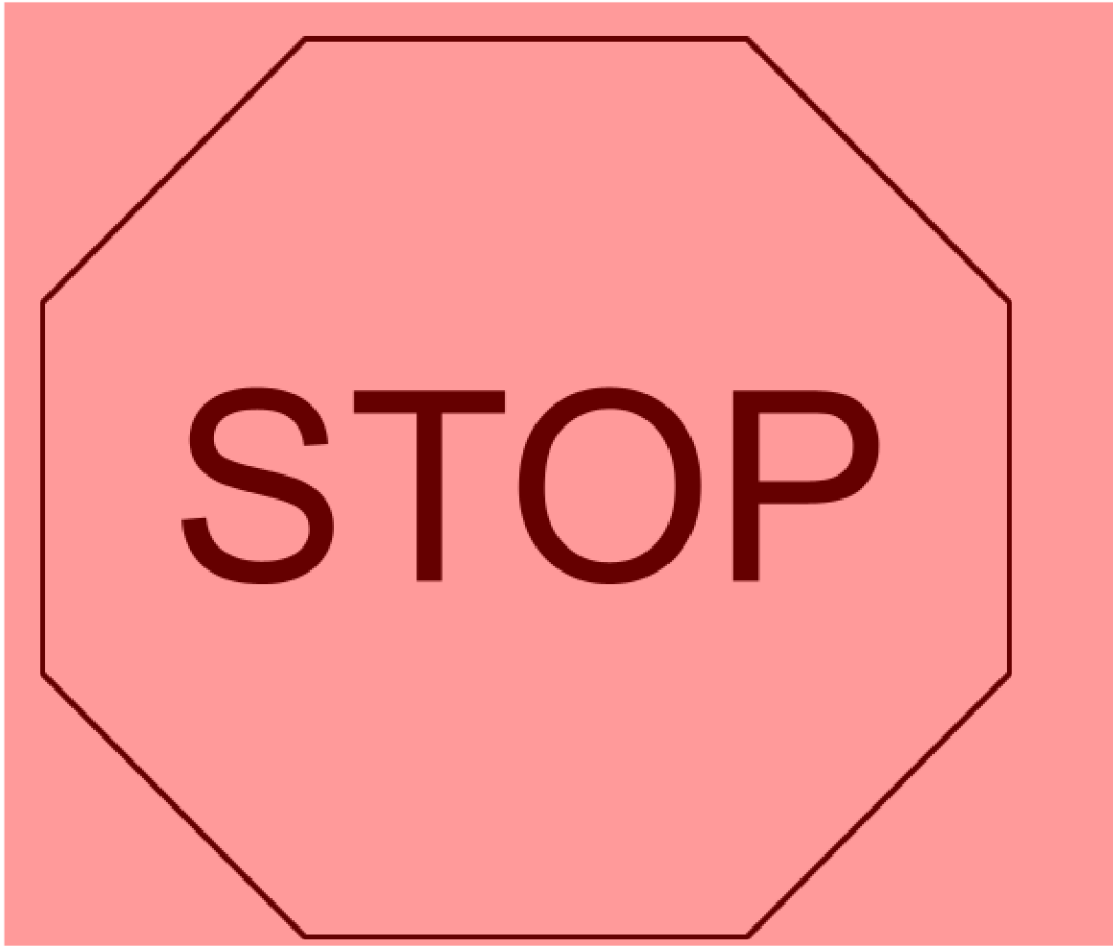
bop bop

hop hop

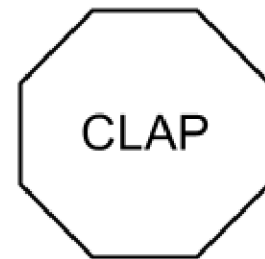
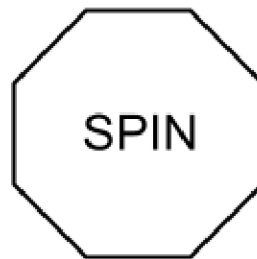
stop stop

Name: Answers

Read the word on the sign below. What color should this sign be? Color it red.



Read the words on the following signs. Have you ever seen signs like these before?



First Stories Book 8:

Hop and Tap

Answers

Extra Practice

Post-Reading Worksheets

Answers

Name: _____

Finish writing each word. As you go down the list, each word will only change 1 letter. The first box has been completed for you as an example.

hap
h o p
hot

slap
s n ap
snip

spun
sp i n
spit

clip
cl a p
clan

Answers

Name: _____

Read the short story. Color the picture.

The tot is in the band. Rap! Tap! Rap! Tap!
The cat is in the band. Hop! Stop! Hop! Stop!
The pup is in the band. Spin! Spin! Spin!
The man is in the band. Clap! Snap! Clap! Snap!
The bug is in the band. Bop! Stop! Bop! Stop!
The dog is in the band. Flip! Flip! Flip!



Thank you openclipart.org for all of the amazing clipart!